

# **Chapter 8**

## **Way to Express an Offer / Liking and Disliking**

### **Objectives**

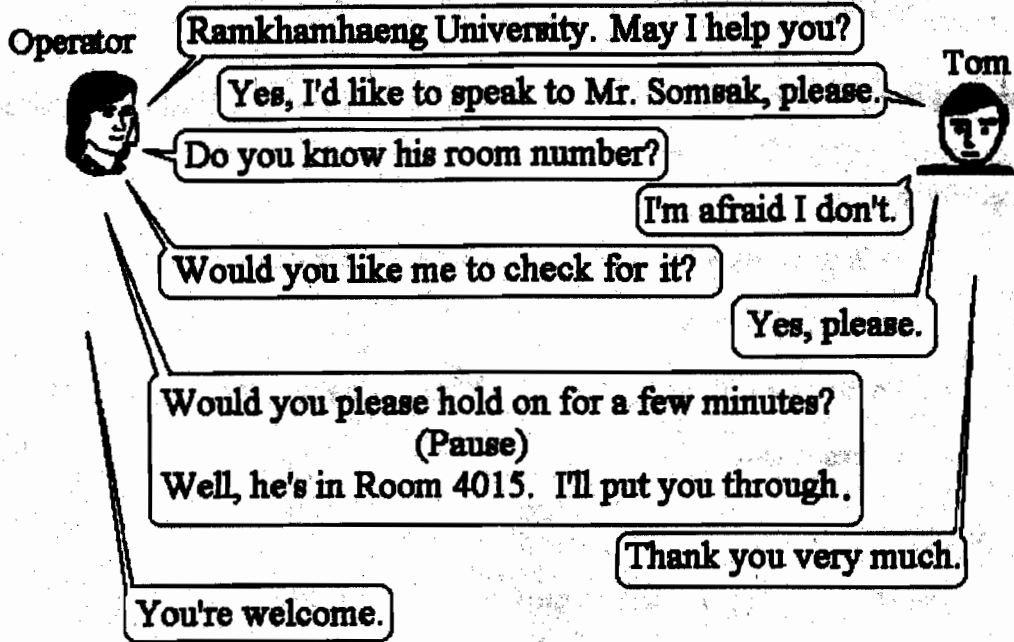
1. To know how to express an offer in English and able to use it in conversation.
2. To distinguish "liking" and "disliking" in English and learn how to express them.

### **A. An offer**

An offer is a way a speaker wants to express a willingness to help or to serve the hearer. It can be done in many ways and the response can be either acceptance or refusal. The structural form of the offer can be in the form of a question or a polite command. Study the dialogue below.

**A1. Presentation : An offer in form of a question**

**Dialogue 1 : At Ramkhamhaeng University**



**A1.1 Check your understanding**

1. Where is Tom now? And what's he doing?

\_\_\_\_\_

2. What is the problem?

\_\_\_\_\_

3. Is the operator willing to help?

\_\_\_\_\_

4. Why does the operator request Tom to hold on the line?

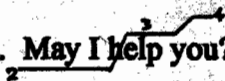
\_\_\_\_\_

5. Can Tom get in touch Mr. Somsak?

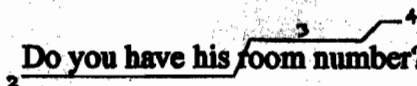
\_\_\_\_\_


### ***A1.2 Key to your pronunciation***

The intonation pattern of an offer is similar to that of a question. The arrangement will be 233<sup>+</sup> with rising pitch. Study the intonation pattern of an offer below and compare it with the two types of sentences. Notice that all of them have rising at the end, but are normal at the beginning, except for a request.

Offer : 1. May I help you? 

2. Would you like me to check it? 

Question : Do you have his room number? 

Request : Would you please hold on for a few minutes? 

### ***A1.3 Explanation***



Modals "may", "will", and "shall" are involved in making an offer in English. Moreover, some questions may function as an offer. More examples of offers are given below. Study them and complete the table.

Structural forms of offer	Examples
Ordinary questions	Do you want me to check for you?
	What can I do for you?
Questions with modals	May I help you?
	Can I get you anything to drink?
	Would you like another piece of cake?
	Would you like me to check it for you?
	Shall I get you an envelope?



In some cases of offer, the speaker asks the purpose of the hearer if he / she wants or needs something and the speaker is willing to help or to serve him / her.

This is demonstrated in the mini-talks below.

**Mini-talk 1 :**


Would you like another piece of cake?  
(If yes, I'll get it for you)
Sam  
 Mrs. Smith  Yes, please.

**Mini-talk 2 :**


Won't you have another piece of cake?
Mary  
 Mrs. Smith  No, thank you.

**A2. Presentation : An offer in the form of a polite command**

**Dialogue 2 : At a party.**

Bob: Let me get you something to drink.

John: Yes, I'd love that.

Bob: Have another softdrink or have some more coffee.

John: I'd love another cup of coffee.

Bob: Try some of my banana cake.

John: Well, if you insist.

**A2.1 Check your understanding**

1. Who is the host of the party?

\_\_\_\_\_

2. What does Bob do?

\_\_\_\_\_

3. What does he offer to John?

\_\_\_\_\_

4. Is this the first time that John drinks?

\_\_\_\_\_

5. What else does Bob offer?

\_\_\_\_\_

## **A2.2 Key to your pronunciation**

The intonation pattern of an offer in form of polite command will be similar to those of polite commands that is 2-3-4. Practice saying the offer below.

2 Let me get you something to drink.

2 Try some of my banana cake.

2 Have another soft drink.


2 Have some more coffee.


2 Have another soft drink or have some more coffee.

## **A2.3 Explanation**


1. Both types of offers are used in everyday conversation. The response depends on the hearer to either accept or to refuse. The response expressions are in many forms. Some of them are used in relation to certain social contexts. Compare the following six pairs of mini-talks and study the two types of responses.


**Mini-talk 3 : At a shopping center.**

 **Shop Assistance** **What can I do for you?**


**Mrs. Smith**  **Yes, do you have any blue blouses?**  
(acceptance)


\*\*\*\*\*

 **Shop Assistance** **Can I help you?**


**Mrs. Smith**  **It's all right. Thanks.**  
(refusal)


**Mini-talk 4 : At an office.**

 **Secretary** **Shall I get you a chair?**



**Nancy**  **Yes, please. That's very kind of you.**  
(acceptance)

\*\*\*\*\*



 **Secretary** **Do you want me to get you a chair?**

**Nancy**  **No, thank you. Please don't trouble yourself.**  
(refusal)



**Mini-talk 5 : At a party.**

 **Host** : Try some of my fruit salad.  
 **Peter** : Thanks. That will be very nice.  
 (acceptance)



\*\*\*\*\*

 **Host** : Have some of my fruit salad.  
 **Peter** : No, thank you. I'm fine for now.  
 (refusal)

**Mini-talk 6 : At the airport.**

 **Tom** : Mary is late. Would you like me to call her?  
 **Sue** : Yes, please. If you don't mind.  
 (acceptance)

\*\*\*\*\*

 **Tom** : Mary is late. Let me help you.  
 **Sue** : That's very kind of you. But I can manage.  
 (refusal)

2. The conversational sequence of mini-talks 1-4 must be like the following,

Speaker : Offer  
 Hearer : Acceptance + compliment  
 or  
 Refusal + compliment / reason

The following table summarizes the expressions of offer and responses which students should learn them and study them by heart.



Contexts	Participants	Offer expressions	Acceptance	Refusal
At a shopping center	Shop assistant  Mrs. Smith	- What can I do for you?  - Can I help you?	Yes, do you have any blue blouses?  -	  It's all right. Thanks.
At an office	Secretary  Nancy	- Shall I get you a chair?  - Do you want me to get you a chair?	Yes, please. That's very kind of you.  -	  No, thank you. Please don't trouble yourself.
At a party	Host  Peter	- Try some of my fruit salad.  - Have some of my fruit salad.	Thanks. That would be nice.  -	  No, thank you. I'm fine now.
At the airport.	Tom  Susan	- Would you like me to call him?  - Let me help you.	Yes, please. If you don't mind.	  That's very kind of you. But I can manage.

**A3. Practice**

**A3.1 Writing exercises**

**A3.1.1** Supply the appropriate response to the following offer as directed.

1. Can I get you some orange juice?

○ Can I get you some orange juice?

\_\_\_\_\_ (Acceptance) ○ You

\*\*\*\*\*

\_\_\_\_\_ (Refusal) ○ You

2. Let me get you some sandwiches.

○ Let me get you some sandwiches.

\_\_\_\_\_ (Acceptance) ○ You

\*\*\*\*\*

\_\_\_\_\_ (Refusal) ○ You

3. At the travel agency,

○ Can I help you?

\_\_\_\_\_ (Acceptance) ○ You

\*\*\*\*\*

\_\_\_\_\_ (Refusal) ○ You

4. At the museum,

○ What can I do for you?

\_\_\_\_\_ (Acceptance) ○ You

\*\*\*\*\*

\_\_\_\_\_ (Refusal) ○ You

5. At Ramkhamhaeng University,

○ Would you like me to check for you?

\_\_\_\_\_ (Acceptance) ○ You

\*\*\*\*\*

\_\_\_\_\_ (Refusal) ○ You

A3.1.2 Supply the appropriate offer to the following response as directed.

1. At the bank,

○ \_\_\_\_\_ Teller

Customer

Yes, I'd like you to cash my traveler's check, please. ○


2. On the telephone,

○ You \_\_\_\_\_


Mei

Yes, I need some information about studying in U.S.A.. ○


3. At the restaurant,

 \_\_\_\_\_  
Waiter


Thanks, I've had enough.

 You


4. At the party.

 \_\_\_\_\_  
Host


It's all right. I can manage myself.

Mary 

5. At the library.

 \_\_\_\_\_  
Librarian

Oh, yes please. That's very kind of you.

Student 

**A3.2 Listening and speaking practice**

**A3.2.1 Sentence Practice.** Right to left drills. Listen and repeat after the instructor.

1. Would / you like me / to get anything / for you?

for you?

to get anything for you?

you like me to get anything for you?

Would you like me to get anything for you?

2. Let me / get you / something / to drink.

3. Try / some of / my / banana / cake.

4. Do you / want me / to get you / a chair?

5. What / can / I do / for you?

A3.2.2 Substitution Drills. Substitute the given words or phrases to the underlined words.

1. Try some of my banana cake.

fruit salad.

sandwiches.

cookies.

2. Would you like me to call her?

check it?

help you?

finish it?

3. Have another cup of coffee.

cup of tea.

glass of soft drink.

glass of orange juice.

4. Shall I get you instructions on how to use an overhead projector?

to operate a washing machine?

to play a tape?

to operate a duplicating machine?

### ***B. Expressing Liking and Disliking***

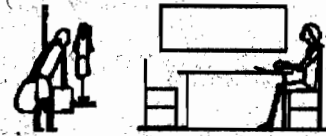
Liking and disliking are the ways that speakers and hearers convey their opinions toward something and someone in their daily-life conversation. These expressions can be done in many ways and they may be related to other concepts

such as approval and disapproval, satisfaction and dissatisfaction and interest and lack of interest. Students should learn how to express these types of opinions in English and remember the expressions in each category. In this part of the chapter, emphasis will be on how to express liking and disliking in English.

### **B1. Presentation : Liking**

**At the Smith's.**

**Mrs. Smith likes going shopping and eating out.**




**Mr. Smith likes staying home and watching TV.**



**Tom, his son, enjoys painting and he loves hitch-hiking.**



**Nancy, his daughter, prefers playing the violin to listening to jazz music.**



**Sue, her friend, likes the small house on the river bank rather than the one on the hill.**



#### ***B1.1 Check your understanding***

**1. Who likes watching TV?**

---

**2. Who loves hitch-hiking?**

---

3. Who enjoys going shopping?

---

4. What does Mary prefer?

---

5. What does Susan like?

---

### **B1.2 Explanation**

1. The common way of expressing "liking" is by the transitive verbs "like", "love", and "enjoy" as in the following examples.

Mrs. Johnson likes going shopping.

Mr. Johnson loves watching TV.

Tom enjoys painting.

Liking can be further expressed in "degrees of liking" as in the following which ranges from the least to the most.

Least Mrs. Johnson likes going shopping.

Mrs. Johnson likes going shopping very much.

Mrs. Johnson is fond of going shopping.

Most Mrs. Johnson adores going shopping.

### **B2. Presentation 2**

Expressions of interjections are used to show the speaker's emotion of liking. Study the mini-talks below.

Mini-talk 7 :



I would like to take you out to shop for clothes.

Mrs. Smith

Mrs. Johnson

Oh, how nice! Thank you very much.



(Mrs. Smith likes going shopping.)

Mini-talk 8 :



Today is a holiday. The TV programs are very special.

Mr. Smith

Mrs. Smith

How wonderful!



Mini-talk 9 :



Here is that new painting set that you like.

Tom

Mr. Smith

How marvelous!



Mini-talk 10 :



I bought you a lot of classical tapes.

Nancy

Mrs. Smith

How lovely!



Mini-talk 11 :



This summer vacation, we'll go around the world.

Mrs. Smith

Mr. Smith

What wonderful news!





**B2.1 Check your understanding**

1. Why did Mrs. Smith say "Oh, how nice!"?

\_\_\_\_\_

2. Why did Mr. Smith say "How wonderful!"?

\_\_\_\_\_

3. Why did Tom say "How marvelous!"?

\_\_\_\_\_

4. Why did Mary say "How lovely!"?


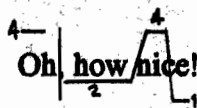
\_\_\_\_\_

5. Why did Mrs. Smith say "What wonderful news!"?

\_\_\_\_\_

**B2.2 Key to your pronunciation**

Practice saying 2-4-1 arrangement of pitch on the following sentences.



**B2.3 Explanation**

The structure of the exclamation begins with "how" and "what" followed by an adjective or a noun phrase. There is no verb in this type of sentence.

How + adj.!

How nice!

What + noun phrase!

How wonderful!

How marvelous!

How lovely!

What wonderful news!

### B3. Presentation : Disliking

"Disliking" is done by making it negative or opposite the original "liking".

#### Mini-talk 12 :



Pim

Tell me what sport you don't like.

I don't like swimming.



Sue

I hate boxing.



John

I don't enjoy tennis.



Peter

#### Mini-talk 13 :



Pim

What else don't you like?

I don't enjoy sitting in the car for a long time.



Sue

I can't stand the traffic in Bangkok.



Tom

I don't love TV commercials.



John

### B3.1 Explanations


The common way to express "disliking" is to make sentences in negative forms, except some of them which contain the verb "hate" and "dislike". Compare the table below.


Liking	Disliking
Sue <u>likes</u> swimming.	Sue <u>doesn't like</u> swimming.
John <u>likes</u> boxing.	John <u>doesn't like</u> boxing. John <u>hates</u> boxing. John <u>dislikes</u> boxing.
Peter <u>enjoys</u> tennis.	Peter <u>doesn't enjoy</u> tennis.
John <u>loves</u> TV commercials.	John <u>doesn't love</u> TV commercials.
Tom <u>likes</u> traffic in Bangkok.	Tom <u>can't stand</u> the traffic in Bangkok.


In some contexts, the speakers may express their disliking with the expression beginning with "I'm afraid" or "I'm not sure". This is because he wants not to be in conflict with the hearer's feeling. Study the mini-talk below.


#### Mini-talk 14 :

○ Do you like pizza?

I'm not sure I'd like it.  Pim

I'm not sure I'd enjoy it.  Sri

I'm afraid pizza doesn't agree with me.  Pam

It looks delicious. But I'm afraid it's a bit too rich for me.  Pat

The above expressions help his negative responses of disliking to be more polite instead of saying "No, I don't like it".

## B4. Practice

### B4.1 Writing practice


Study the mini-talks below and then answer the questions provided.

#### Mini-talk 15 :



Mike

That sport car looks marvellous.



Tom

Oh! Yes, it does, but I'm pleased with my motor-cycle.



#### Questions

1. Who really likes the car?

---

2. What indicates his liking?

---

3. Who dislikes the car?

---

4. What indicates his disliking?

---

**Mini-talk 16 :**



Do you know that lady? She looks strange.



Yes, her name is Miss Linda Clark, the worst tempered woman I've ever met.



**Questions**

1. Who knows Miss Linda?

\_\_\_\_\_

2. Do they feel friendly to her?

\_\_\_\_\_

3. How do you know that they dislike her?

\_\_\_\_\_


**Mini-talk 17 :**



Have you been to the new exhibition at the gallery? A lot of striking paintings are there.



Yes, most of the paintings seem wonderful, except for some funny pieces.



**Questions**

1. Did both of them visit the gallery?

\_\_\_\_\_

2. Did they enjoy the exhibition?

\_\_\_\_\_

3. Did both of them like the paintings?

\_\_\_\_\_

4. What indicate their liking or disliking?

\_\_\_\_\_

**Mini-talk 18 :**



Do you like silk?

Sri



I'd rather use synthetic material than (use) silk. It's easier to take care of.

Pam



**Questions**

1. What are they doing?

\_\_\_\_\_

2. Who likes silk?

\_\_\_\_\_

3. Who doesn't like silk?

\_\_\_\_\_

4. What is the reason?

\_\_\_\_\_

## **B4.2 Listening and speaking practice**

**B4.2.1 Sentence Practice. Right to left drills. Listen and repeat after the instructor.**

1. I'm afraid / Pizza / doesn't / agree with me.

agree with me

doesn't agree with me

Pizza doesn't agree with me

I'm afraid Pizza doesn't agree with me.

2. I / can't stand / the traffic / in / Bangkok.

3. Mrs. Johnson / likes / going shopping / very much.

4. Susan / likes / the small house / on the river bank / rather than / the one / on the hill.

5. Many / prefers / playing the violin / to listening / to jazz music.

**B4.2.2 Substitution Drills. Substitute the given words or phrases to the underlined words.**

1. Emily enjoys jogging.

cooking hot food.

reading a detective story.

studying linguistics.

2. Sherry likes swimming.

loves

enjoys

adores

3. I'm not sure I'd like that cartoon.

I'd enjoy sun bathing.

I'd love classical music.

I prefer cooking to gardening.

**B4.3 Dictation. Listen to what your instructor says and then fill in the blanks.**

1. I'd like to cash my \_\_\_\_\_, please.
2. \_\_\_\_\_ have another piece of cake?
3. Can I get you \_\_\_\_\_ to drink?
4. Try some of my \_\_\_\_\_.
5. Mrs. Smith \_\_\_\_\_ going shopping.
6. Tom \_\_\_\_\_ the traffic in Bangkok.
7. That sport car looks \_\_\_\_\_.
8. I \_\_\_\_\_ with my motor cycle.
9. Most of the paintings sound \_\_\_\_\_.
10. I \_\_\_\_\_ use synthetic material than silk.

**C. Application**

**C1. Fill in the blanks orally first, then write your answers down.**

1. The building looks \_\_\_\_\_. (terrible / modern)  
I don't like it.
2. The story sounds \_\_\_\_\_. (tragic / comic)  
I enjoy it.
3. Try this glass of milk. It tastes \_\_\_\_\_. (fresh / sour)  
It's awful.



4. The air from the mountains makes me feel \_\_\_\_\_. (stuffy / cool)

I'd like to stay here for another week.

5. Have you ever seen a hippopotamus?

Yes, I've seen one at the zoo. It looks \_\_\_\_\_. (cute / ugly)

I can't stand its looks.

**C2. Complete the following mini-talks and the dialogue.**

**Mini-talk 19 :** Sam and Mike were talking about the dinner party last night.



Sam

Did you enjoy the dinner?

Well, the dinner was excellent.

But \_\_\_\_\_

Mike



**Mini-talk 20 :** Tourists are discussing traffic problem in Bangkok.



Nancy

Everything is fantastic, except for \_\_\_\_\_

Why don't you like the traffic?

I don't like traffic jam, \_\_\_\_\_  
drivers, \_\_\_\_\_ buses, and  
\_\_\_\_\_ motorcycles.



Sally

**Dialogue :**



**Jim**

**Do you enjoy reading?**

\_\_\_\_\_

**Sue**



**What kinds of things do you like to read?**

\_\_\_\_\_

**Do you like reading detective stories, too?**

\_\_\_\_\_

**How about newspapers and magazines?**

\_\_\_\_\_

**How wonderful! I like a person who loves reading.**